

Setup for 12-6507-01B Backplane



Supported controller:

LSI 9280-24i4e (FW version 2-120-23-1181)


LSI 9260-8i (FW Version 2-120-23-1197)

LSI 9260-16i (FW Version 2-120-23-1181) Locate Blink Red/Blue

LSI 9265-8i (FW Version 3.130.25-1196)



JP1 Jumper setup



SW1: (1) ON (2) ON

CN02: Connect power to backplane from PSU 2x6 connector.

CN01: Connect MiniSAS cable 8087