

4

3

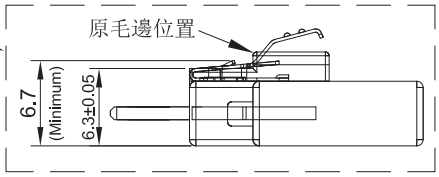
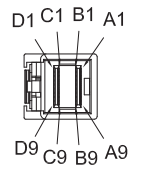
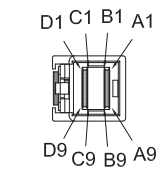
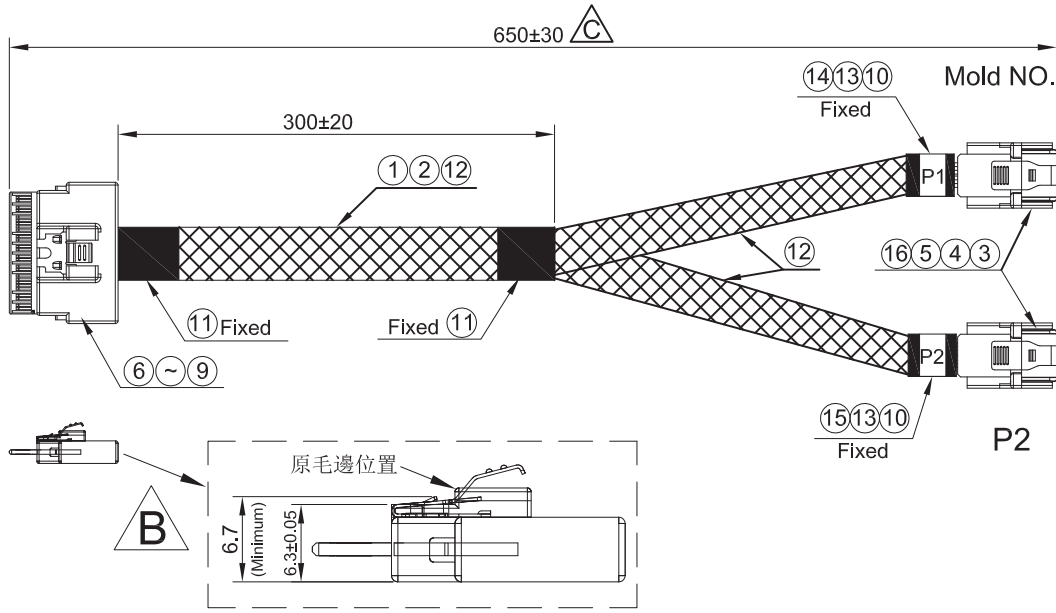
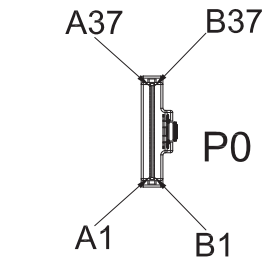
2

1

PART NO. 64-7067-01B

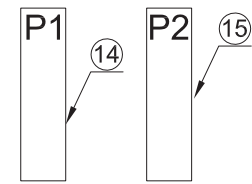
REVISIONS				
LTR	ECR NO.	DESCRIPTION	DATE	APPROVED
A	22058/22143	Initial Release for Manufacture	Apr.22.22	
B	22162	Add dimension labels on P1 end	Jul.01.22	
C	22193	Change the length of wire	Aug.10.22	
D	22208	Change the length of wire	Aug.29.22	

Mold NO. A149内  
Mold NO. D048外



*	4-18-0005-463015	CARTON 46*30*15CM		1/100	PCS
*	4-18-0032-140475	ANGLE CHIPBOARD:140*47MM		4/100	PCS
*	4-14-0022-342851	PE BAG 34**28**0.06MM		1/100	PCS
*	4-14-0001-060851	PE BAG (LD PE) 6**8**0.06MM		1	PCS
*	4-16-0003-100001	TIE BLACK		80.0	mm
17	3-02-0001-532151	PE		8	G
16	3-01-0004-003001	PVC BLACK 30P		12	G
15	4-22-0788-3007P2	LABEL:"P2" 7*30mm WHITE BOTTOM BLACK WORD		1	PCS
14	4-22-0787-3007P1	LABEL:"P1" 7*30mm WHITE BOTTOM BLACK WORD		1	PCS
13	4-15-0051-100201	Heat shrink tube Ø10.0mm TRANSPARENT		15.0*2	PCS
12	4-15-0044-001001	NYLON BRAID W=10.0MM <BLACK> 1*72	△C	290.0+330.0*2	mm
11	4-20-0251-003001	ACETATE TAPE BLACK W=30mm		80.0+60.0	mm
10	4-20-0062-002001	ACETATE TAPE BLACK W=20mm		55.0*2	mm
9	3-03-0002-005001	PP BLACK PANTONE:BASEEL7523		13	G
8	3-02-0002-086701	TRL-THERMELT-867		9	G
7	T-2-70-0072-011501	SFF 8654 latch		1	PCS
6	T-2-70-0098-011501	SFF-8654 8i 180度 PCB		1	PCS
5	T-2-70-0118-011501	MINI SAS HD 180° PLUG HOUSING(短体)		2	PCS
4	T-2-70-0019-011502	HD MINI SAS 36P PCB/CD		2	PCS
3	T-2-70-0016-011501	HD MINI SAS 36P PCB/AB		2	PCS
2	T-1-58-0030-200209	FLAT CABLE:30#*4C PH:0.8MM NO-UL GRAY		635.0*4	mm
1	T-1-61-0059-200251	2C*32#+2D+AL-MY Silver Plated Copper BLUE (Non UL)24G 85Ω	△C △D	635.0*16	mm

NO.	PART NO.	DESCRIPTION	Q'TY	UNIT
-----	----------	-------------	------	------



- ELECTRICAL TEST:
1. OPEN & SHORT TEST
  2. CONNECTION RESISTANCE:1M ohm(max)
  3. INSULATION RESISTANCE:20M ohm(min)
  4. HI-POT TEST: 300V DC/10ms
  5. 外箱請寫上客戶料號: 64-7067-01B △C

TOLERANCES (EXCEPT TITLE BLOCK DATA AND UNLESS OTHERWISE SPECIFIED) X XX XXX		DRAWN BY	DATE	 COMMERCIAL & INDUSTRIAL DESIGN CO., INC. PART NAME: SFF8654 to 2x SFF8643
LINEAR ANGLES		CHECKED BY	DATE	
ALL DIMENSION ARE IN THIRD ANGLE PROJECTION		APPROVED BY	DATE	
SIZE C		DWG. NO.		
PART NO.	64-7067-01B		REV.	SCALE: 1 : 1
				SHEET: 1 OF 1

4

3

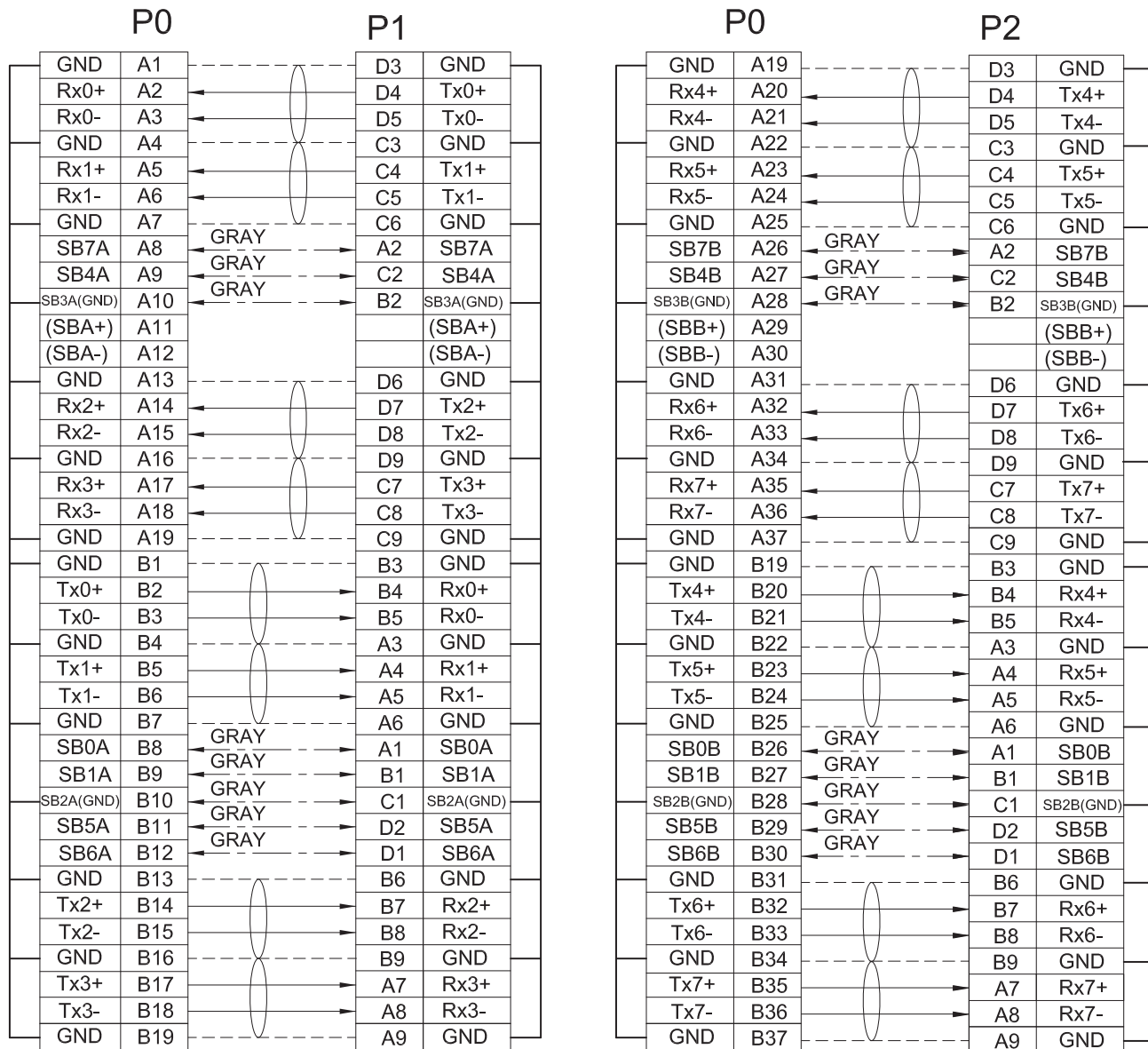
2

1

PART NO. 64-7067-01B

REVISIONS				
LTR	ECR NO.	DESCRIPTION	DATE	APPROVED
A	22058/22143	Initial Release for Manufacture	Apr.22.22	
B	22162	Add dimension labels on P1 end	Jul.01.22	
C	22193	Change the length of wire	Aug.10.22	
D	22208	Change the length of wire	Aug.29.22	

### PIN ASSIGNMENT



©COPYRIGHT 1995 MAJESTIC TECHNOLOGY CORPORATION

TOLERANCES (EXCEPT TITLE BLOCK DATA AND UNLESS OTHERWISE SPECIFIED)	DRAWN BY	DATE	 COMMERCIAL & INDUSTRIAL DESIGN CO., INC.
LINEAR X XX XXX	CHECKED BY	DATE	
ANGLES	APPROVED BY	DATE	
ALL DIMENSION ARE IN THIRD ANGLE PROJECTION	DWG. NO.		
SIZE C	PART NO. 64-7067-01B	REV.	PART NAME: SFF8654 to 2x SFF8643 SCALE: 1 : 1 SHEET: 1 OF 1