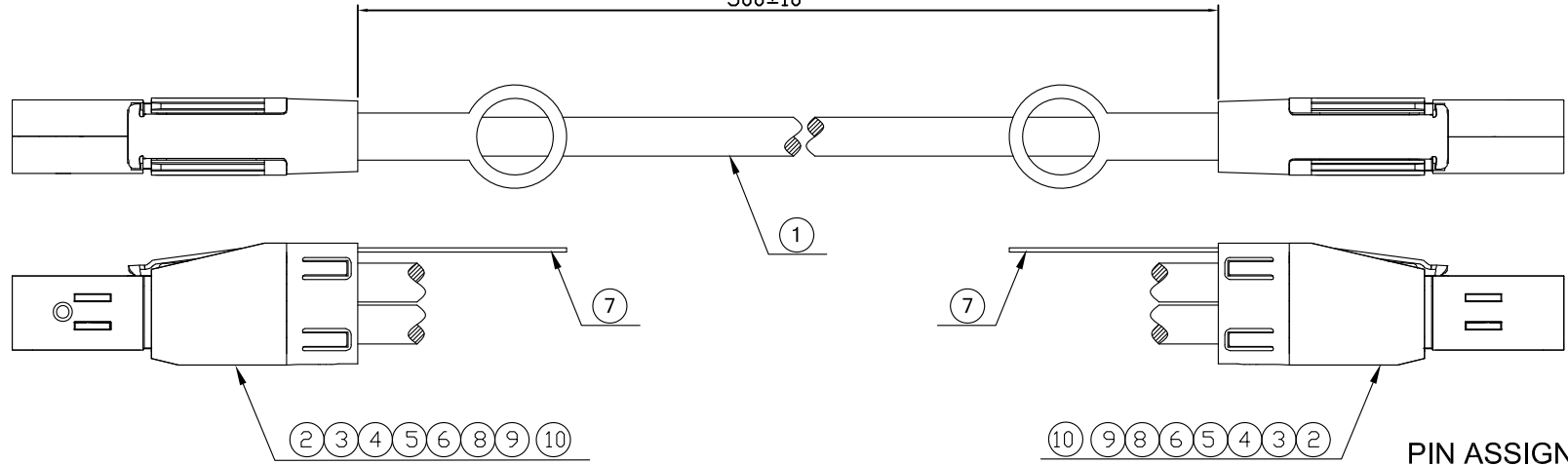
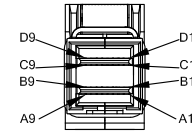
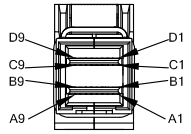


PART REV.	DWG. REV.	ECO#	ZONE	DESCRIPTION OF CHANGE	REV. BY	APPD	DATE
A	A			CREATE FOR RFA J25	WENDY	DAVID	11-08-17

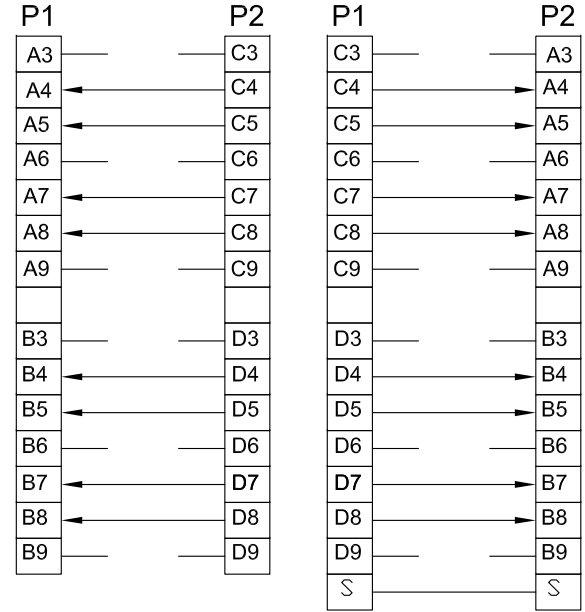
500±10

P1

P2



**PIN ASSIGNMENT**



**ELECTRICAL TEST:**  
 1.OPEN / SHORT 100% TEST.  
 2.CONTACT RESISTANCE : 1Ω(MAX).  
 3. INSULATION RESISTANCE : 20MΩ (MIN).  
 4.HI-POT : DC 300V /10MS.

10	4-15-0001-200201	Heat shrink tube OD:0.6mm BLACK	2.0*16	mm
9	4-20-0002-051051	CONDUCTIVE COPPER FOIL W:5.0mm	50.0*2	mm
8	4-12-0065-U30400	EXT.HD MINI SAS LATCH	2	PCS
7	3-07-0001-006651	PA66	6	g
6	3-02-0001-532151	PE	12	g
5	2-70-0020-011501	EXT.HD MINI SAS ZINE ALLOY SHELL NICKEL PLATED (RIGHT)	2	PCS
4	2-70-0021-011501	EXT.HD MINI SAS ZINE ALLOY SHELL NICKEL PLATED (LEFT)	2	PCS
3	4-20-0265-000001	EXT.HD MINI SAS PCB C/D+加工	2	PCS
2	2-70-0022-011501	EXT.HD MINI SAS PCB A/B	2	PCS
1	1-70-0009-200201	UL20276 (2C*28#+D+AL+ML)*4C+ ML+AL+B+P OD:5.5mm BLACK	560.0*2	mm
NO.	PART NO.	DESCRIPTION	Q'TY	UNIT

©COPYRIGHT 1995 MAJESTIC TECHNOLOGY CORPORATION

TOLERANCES (EXCEPT TITLE BLOCK DATA AND UNLESS OTHERWISE SPECIFIED)	DRAWN BY WENDY LIU	DATE 11-08-17	
LINEAR ANGLES	CHECKED BY VINCENT HO	DATE 11-08-17	
ALL DIMENSIONS ARE IN	APPROVED BY DAVID HUANG	DATE 11-08-17	<b>COMMERCIAL &amp; INDUSTRIAL DESIGN CO., INC.</b> EXT. HD MINI SAS TO EXT. HD MINI SAS CABLE 500MM (MD-6706097)
THIRD ANGLE PROJECTION	DWG NO. XX-XXXX	REV. A0	
SIZE C	PART NO. XX-XXXX-XX	SCALE: 1 : 1	SHEET: 1 OF 1