

 StoragePro™

iT8MIS

Quick start guide



Revision 1.0
July 2009


iStoragePro - Quick start guide

A Welcome
Thank you for choosing iStoragePro MiniSAS Model# iT8MIS. The iStoragePro series provide professional level of performance for Audio & Video editing solution with latest SAS/SATA technology.

B What's included ?
iStoragePro MiniSAS T8 Tower enclosure and accessories: Please check all the items below when unpack your MiniSAS storage system. If you find anything is missing, please contact your reseller/distributor or iStoragePro for immediate assistance.



iT8MIS



Raid Controller (Optional)
Purchase Separately




Drive Trays (8)



Accessory Box (1)



Quick Start Guide
Manual (1)



MiniSAS Cables (2) (Optional)
Purchase Separately

C Check your iStoragePro MiniSAS T8 Disk Drive Trays
All the drives should be installed with the trays and inserted in the enclosure. (Standard System Disk Drive Not Included)

D RAID Controller Installation
Please always follow your PCI-X or PCI-e RAID Controller installation guide to ensure proper operation. (Standard System RAID Controller Not Included)



Please backup your important files before you continue



To avoid damaging internal components or the controllers, always turn off and unplug your Mac Pro or PC. **DO NOT** install subjects while it is plugged.




Open your Mac Pro or PC cover and remove the side panel.




Lay your Mac Pro or PC down on a soft, clean and safe work surface.

iStoragePro - Quick start guide



Unscrew the captive screws in the PCI bracket and remove the bracket



Remove the slot cover from the slot that you wish to install the card.

Consult with your iStoragePro video experts for best slot position if you are not sure.



Install and secure the card into the slot with PCI bracket

! *If the PCI Express card you are installing is full-length (12"), make sure it fits in the appropriate card guide.*



Put the cover back to your computer lock it securely.



Your RAID controller Installation is done

E

Connect miniSAS Host cable (2 x MiniSAS Cables)

Please see the cable diagram

F

Connect MacPro or PC computer to your T8 MiniSAS:

Please make sure the cable connector are fully inserted and secured between the controller and storage system. (most common issues are loose cables causing poor connection).

Back View of T8 MiniSAS System



Front View of T8 MiniSAS System



Back View of MacPro or PC



Front View of MacPro or PC



i Two cables between Computer & T8 System

G

Complete Basic Installation:

after connecting the cables between your Host Computer & T8 MiniSAS system, please power on your T8 MiniSAS system first, and then power on your workstation. Please follow RAID installation instruction come with your PCI-X or PCI-e RAID Card.

Warranty Information

CI DESIGN WARRANTS TO THE ORIGINAL PURCHASER THAT ITS EXTERNAL ENCLOSURE PRODUCTS INCLUDING THE COMPONENTS THEREIN, SHALL BE FREE FROM DEFECTS IN MATERIAL AND CRAFTSMANSHIP FOR A LIMITED PERIOD OF THREE (3) YEARS. SHOULD CI DESIGN BUNDLE, OFFER, COMBINE OR DISTRIBUTE ANY THIRD PARTY'S HARDWARE, PRODUCTS, COMPONENTS, THE WARRANTY OFFERED BY SUCH MANUFACTURERS OR SUPPLIERS MUST APPLY. ANY SOFTWARE INSTALLED, DISTRIBUTED, OR SOLD BY CI DESIGN IS NOT COVERED BY CI DESIGN'S LIMITED WARRANTY AND MUST ONLY REFER TO THE LICENSING AGREEMENT ACCOMPANYING TO THE SOFTWARE FOR THE TERMS AND CONDITIONS OF USING SUCH SOFTWARE. ANY OTHER LIMITED WARRANTY PERIOD OFFERED BY CI DESIGN TO DIFFERENT PRODUCTS FREE FROM DEFECTS IN MATERIAL AND CRAFTSMANSHIP TO THE ORIGINAL PURCHASER WILL BE SPECIFIED IN OUR WRITTEN QUOTATION, CONTRACT OR IN ANY OTHER WRITTEN FORM TO PURCHASER. PURCHASER'S PURCHASE ORDER TO CI DESIGN SHALL BE DEEMED IN ACCEPTANCE OF SUCH LIMITED WARRANTY. CI DESIGN'S WARRANTY PERIOD STARTS FROM THE DATE OF INVOICE. THESE ARE THE ONLY WARRANTIES CI DESIGN OFFERS. CI DESIGN MAKES NO OTHER WARRANTIES OF ANY KIND, EXPRESS OR IMPLIED, WRITTEN, ORAL OR STATUTORY, AND EXPRESSLY DISCLAIMS ANY IMPLIED WARRANTIES, INCLUDING MERCHANTABILITY OR FITNESS FOR ANY SPECIFIC PURPOSE, REGARDLESS OF ORIGIN. CI DESIGN DISCLAIMS ANY EXPRESS OR IMPLIED WARRANTY FOR CLAIMS OF ACTUAL OR ALLEGED PATENT INFRINGEMENT FOR ANY CI DESIGN PRODUCT, INCLUDING CI DESIGN PRODUCTS THAT ARE COMBINED WITH HARDWARE, SOFTWARE, EQUIPMENT, OR OTHER MATERIALS NOT FURNISHED BY CI DESIGN, INCLUDING ANY COVERAGE FOR COMPENSATORY DAMAGES, PUNITIVE DAMAGES, ATTORNEY FEES, COSTS, CONSEQUENTIAL DAMAGES, OR OTHER LOSSES, EXPENSES, OR DAMAGES. UNDER NO CIRCUMSTANCE IS CI DESIGN LIABLE FOR ANY OF THE FOLLOWING EVEN IF PURCHASER HAS BEEN INFORMED OF THEIR POSSIBILITY: (a) LOSS OF, DAMAGE TO DATA, (b) INCIDENTAL OR CONSEQUENTIAL DAMAGES, (c) LOST BUSINESS, REVENUE, PROFIT, GOODWILL OR ANY ANTICIPATED SAVINGS, (d) THIRD PARTY CLAIMS AGAINST PURCHASER FOR DAMAGES.

UNDER NORMAL USE, SHOULD THE PRODUCT UNDER WARRANTY FAIL IN MATERIAL OR CRAFTSMANSHIP, CI DESIGN WILL, AT ITS SOLE DISCRETION, (1) REPAIR AND RETURN THE PRODUCTS, FREIGHT PREPAID, AND HONOR THE BALANCE OF THE WARRANTY PERIOD OR (2) REPLACE OR SUBSTITUTE THE PRODUCTS, FREIGHT PREPAID, AND HONOR THE BALANCE OF WARRANTY PERIOD. PRODUCTS THAT HAVE BEEN DAMAGED THROUGH NEGLIGENCE, ACCIDENT, ABUSE, MISAPPLICATION, MODIFICATION, MISUSE OF THE PURCHASER OR ITS AGENT OR DAMAGED THROUGH SERVICES, UPGRADES, CHANGE VERSION OR EXPANSIONS PERFORMED BY NOT A CI DESIGN'S REPRESENTATIVE OR CI DESIGN AUTHORIZED SERVICE PROVIDER WILL BE, AT PURCHASER'S DISCRETION, REPLACED AT PURCHASER'S COST OR RETURN TO PURCHASER UN-REPAIRED, FREIGHT COLLECT.

Live technical support & firmware upgrade Monday-Friday 8:30 am to 5:30 pm PST, excludes Holidays

Contact Information


20 Odyssey, Irvine
CA 92618, USA
1 800 272 0062
info@istoragepro.com

© Copyright 2009 CI DESIGN. CI DESIGN and iStoragePro are registered trademarks of Commercial and Industrial Design Co., Inc. All rights reserved. Other products, trademarks, and company names used in this publication are for identification purpose only and may be trade names of their respective companies. Information in this document is provided in connection with CI DESIGN products. All products, dates, specifications, features, and figures specified are preliminary based on current expectations, and subject to change without notice.